

# SHEEPWRECKED

READERS GUIDE & ACTIVITIES  
FOR KIDS, PIRATES, AND SHEEP



## BAA-HOY, READERS!



### Reading Comprehension Questions:


- What object did the sheep crew find in a treasure chest?
- Who is the sheep crew afraid of?
- What word did all the sheep write in the sand?

### Art Activities:

- Create a map of the space you are in. Where would you hide a treasure?
- Design your own gold coins! See template.

### Writing Activities:

- Start keeping a daily journal to record your thoughts like Woolly Jones!
- For today, begin by discussing what you've done so far, and end with an entry about something you are looking forward to.
- If you writing a book about a pirate sheep, what island would they live on and why?




SHEEPWRECKED by Ashley Belote  
Random House Books for Young Readers  
Publication date: July 9, 2024

Format: Hardcover Pages: 40 Retail: \$18.99 US

ISBN: 9780593569665

Reading age: 3 - 6 years


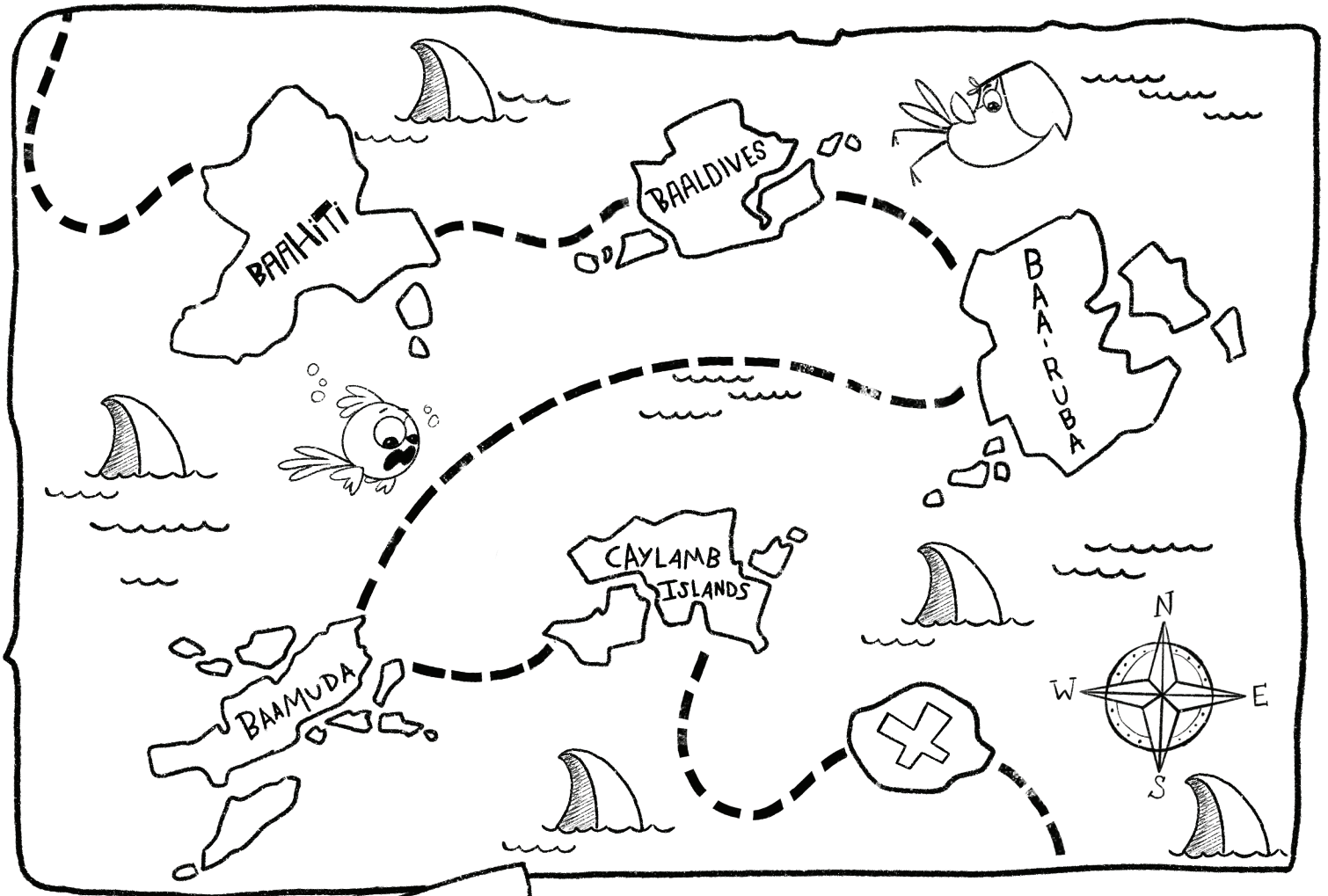
[WWW.ASHLEYBELOTE.COM](http://WWW.ASHLEYBELOTE.COM)



# READING A MAP!

Baa-Hoy, readers! Prepare for pirate fun by sharpening your map reading skills!

- Color the “X” marks the spot red.
- Circle the parrot.
- Color the island of BAA-RUBA the color of your choice.
- Draw a square around the fish.
- How many shark fins are on the map? \_\_\_\_\_



## BONUS FACT!

This is called a compass rose!

## MAP KEY



Parrot




Shark fin



“X” marks the spot



Fish



# BONUS CLASSROOM ACTIVITY

## BAA-HOY, EDUCATORS!

### **Turn your classroom into an adventure on the high seas!**

Print the following signs and have students decorate them. Place them around your room and have the students imagine those spaces have become the areas designated by the signs.

Work with students to create a map of the room using the new landmarks.

Each area will be equipped with an activity for students to complete at that station. Set sail, mateys!

#### **Ship Dock**

Activity to be completed at station- Reading Comprehension Questions (See page 1 of activity kit)

#### **Foggy Island**


Activity to be completed at station- Coloring Sheets and Art Activity (see page 1 of activity kit for art activity)

#### **Pirate Ship**

Activity to be completed at station- Writing Activity (see page 1 of activity kit)

#### **X marks the spot!**

Activity to be completed at station- Design your own pirate money! (See circle template)



**Ship  
Dock**



**Foggy  
Island**





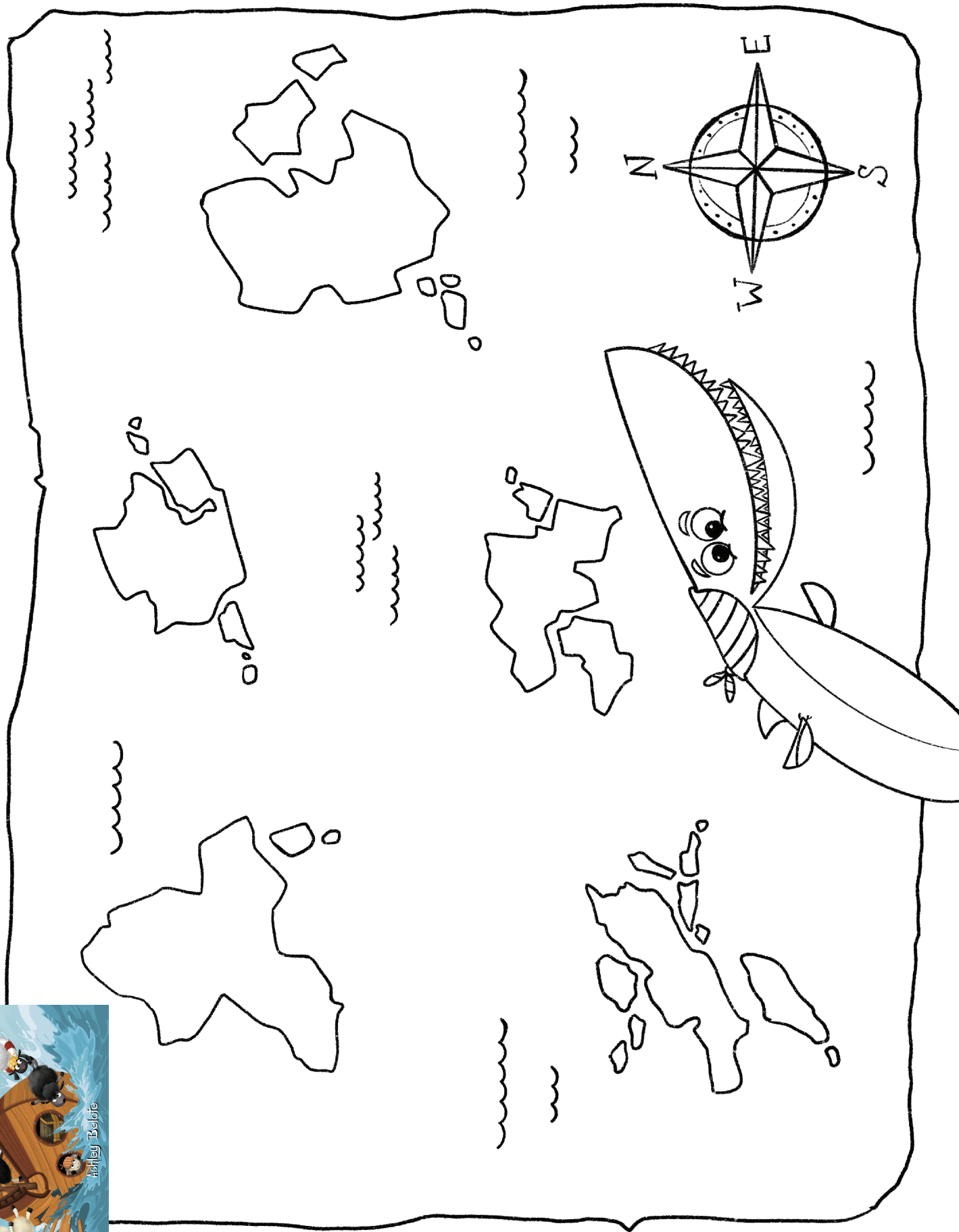
**Pirate  
Ship**







**“X”  
marks  
the  
spot!**




Name your own islands! Create names for each island and color the map.











**Design and cut out your own pirate currency!**

