

FRANKENSLIME

This kit includes downloadable activities your child can do at home!

written by
Joy Keller

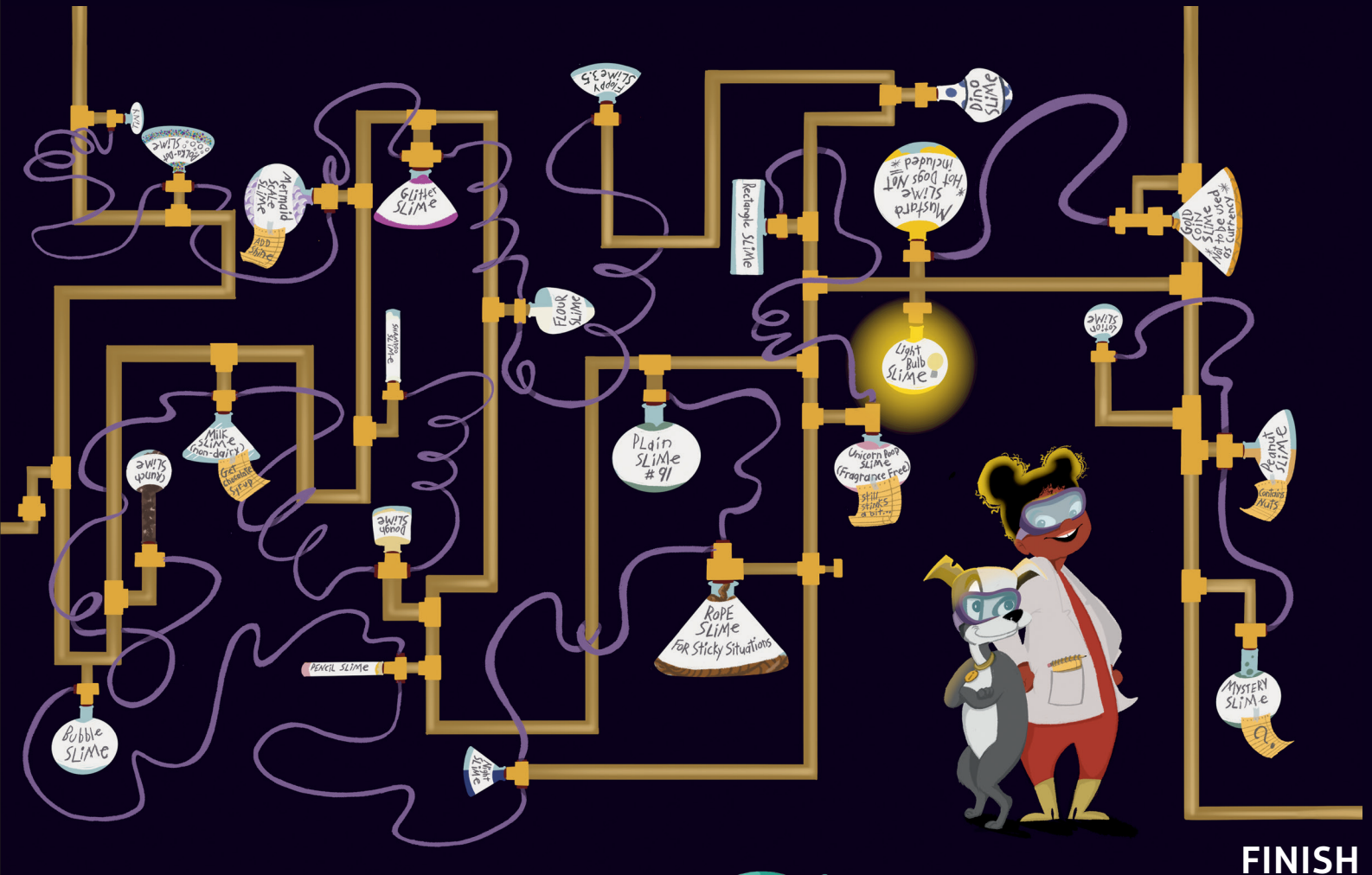
illustrated by
Ashley Belote



SLIME MAZE

Help Victoria Franken get to her lab by completing the maze.

START



FINISH



Frankenslime by Joy Keller; illustrated by Ashley Belote



An imprint of Macmillan Children's Publishing Group

SEARCH AND FIND IN THE LAB

In the lab, there are lots of things to be found!
Can you find the following items?



1. Red pawprint
2. Orange goop
3. Yellow chameleon
4. Green juice
5. No. 2 pencil
6. Purple octopus
7. A shoe



Frankenslime by Joy Keller; illustrated by Ashley Belote



An imprint of Macmillan Children's Publishing Group



FRIENDSHIP COLORING PAGE

Using crayons, markers, or colored pencils, color in these three best friends with the wildest patterns you can imagine.



Frankenslime by Joy Keller; illustrated by Ashley Belote



An imprint of Macmillan Children's Publishing Group



MAKE INTERGALACTIC SPACE SLIME

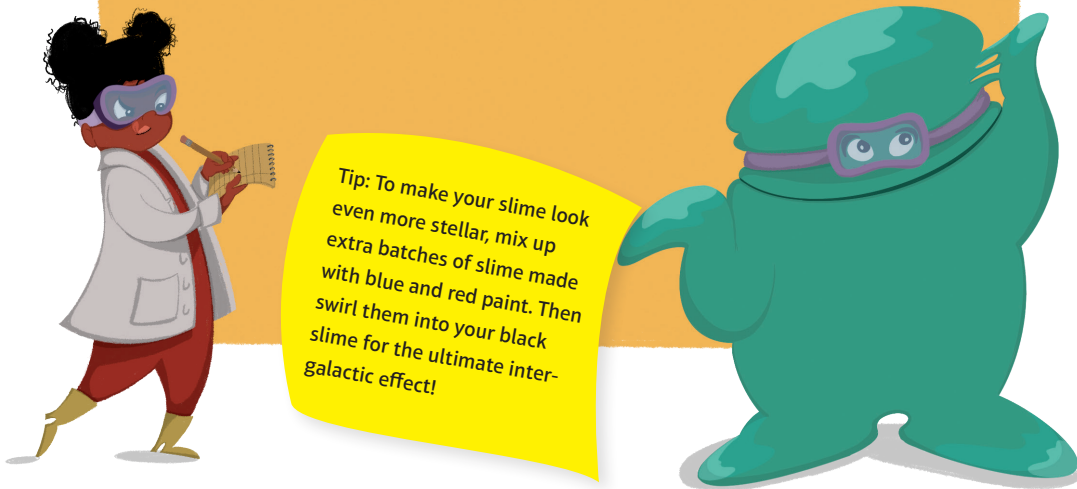
Get creative and make your very own intergalactic space slime with Victoria, Igor, and Goop. Make sure to wear protective gear in case of any messes and turn to the next page to write down your observations.

MATERIALS YOU'LL NEED:

- $\frac{1}{2}$ cup school glue
- $\frac{1}{2}$ cup water
- Black acrylic paint
- 1 teaspoon glitter, color of your choice
- $\frac{1}{3}$ cup liquid starch

STEPS:

1. Mix the glue and water in a bowl.
2. Add enough black paint to make the glue as dark as space, then add the glitter. Mix well.
3. Slowly add the starch, stirring constantly. Keep stirring until the slime starts to pull away from the sides of the bowl.
4. Leave the slime for about two minutes, then take it out and work it in your hands till it's the right consistency.
5. Play with your intergalactic space slime!



Tip: To make your slime look even more stellar, mix up extra batches of slime made with blue and red paint. Then swirl them into your black slime for the ultimate intergalactic effect!



Frankenslime by Joy Keller; illustrated by Ashley Belote



An imprint of Macmillan Children's Publishing Group




EXPERIMENT OBSERVATIONS

Write down your observations about making the Intergalactic Space Slime below.

Was it hard to mix? Was it very sticky? What part did you like the most?

If you could make another type of slime, what would it be?



Frankenslime by Joy Keller; illustrated by Ashley Belote



An imprint of Macmillan Children's Publishing Group

